

Fact Sheet



The Barossa Council

Community Wastewater Management System (CWMS)

Properties in The Barossa Council are serviced by a Community Wastewater Management System (CWMS).

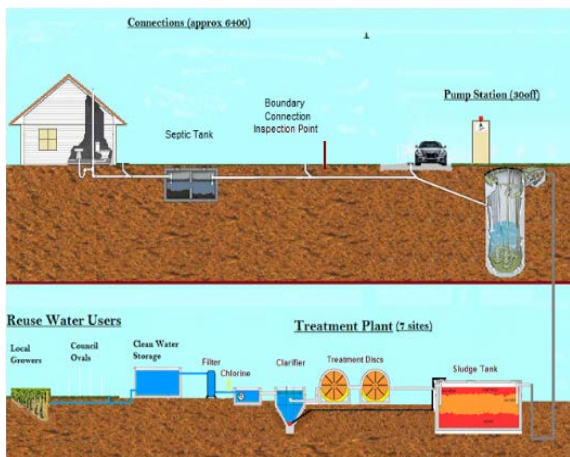
Council operates and maintains over 120kms of drains, 35 pump stations and 7 treatment plants/lagoons.

Council's CWMS is a wastewater drainage system.

The CWMS takes liquid wastewater (Effluent) from properties that have a septic tank system to approved treatment facilities.

The water is treated as per EPA requirements to non-potable, recycled water standards, for use on Council reserves and sold to local farmers and growers.

This provides a guaranteed water supply in times of drought and reduces our local impact on the River Murray and is a valuable water supply in times of Bushfires.



Septic Tank.

Households in The Barossa Council have a septic tank which is an underground watertight tank made from either concrete or plastic. Your Septic tank is located within the boundary of your property.


Wastewater from your house is gravity fed into the septic tank, where the liquid and solid portions of the waste are separated.

The solids settle to the bottom of the tank where naturally occurring bacteria convert the material into sludge, while the liquid effluent passes out of the septic tank, through your systems' outlet drain, into Council's CWMS.

Your septic tank will require routine cleaning, depending on the size of the tank. Council manages this process to ensure the minimum cleaning requirements are adhered to. Council's local contractor will be in contact with you when your tank is required to be cleaned.

Your septic tank is required to have a cover to provide access for cleaning (pumping out). You are required to provide clear access to your access cover.

If you are planning to develop i.e. sub-divide, build, alter an existing dwelling, install and/or alter a spa or swimming pool etc you may require an approval from Council that is separate to a Development Application Approval.



premium wine food tourism heritage lifestyle community

Fact Sheet



The Barossa Council


Boundary Connection Point (I.P.)

This connection point (I.P.) is located on the outlet drain of the septic tank and is your properties connection to the Council's CWMS. It provides an important access point to the CWMS network and is utilised for repairs and removal of blockages.

PLEASE ENSURE THAT YOUR BOUNDARY CONNECTION (I.P.) HAS CLEAR ACCESS AT ALL TIMES.

DO NOT COVER OR BUILD OVER YOUR BOUNDARY CONNECTION POINTS.

Examples of Boundary Connection Points



IP connections ★ are usually located near the property septic tank (shown in pink) and close to the boundary

You can also access the Online Mapping via www.barossa.sa.gov.au or contact one of our friendly CWMS team on 8563 8444 for assistance with your I.P. locations.

Blockages.

If you have a blockage, locate your Boundary I.P. and remove the lid.

If there is no water flow observed through the I.P. when you turn on a tap in your house, the blockage is most likely on your property. Please contact a licensed plumber to clear the blockage.

If water has filled the IP, the blockage is most likely in Council's drain and you should contact us on 8563 8444 so we can send our CWMS Officer out to assess and clear the blockage.



premium wine food tourism heritage lifestyle community